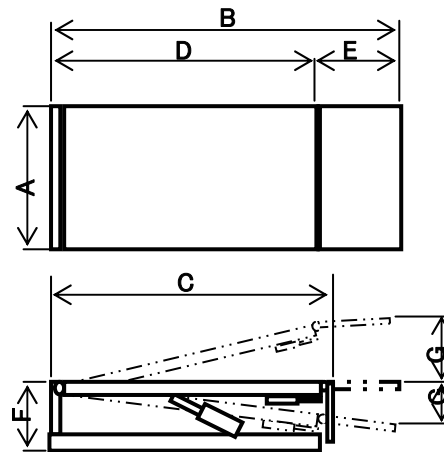
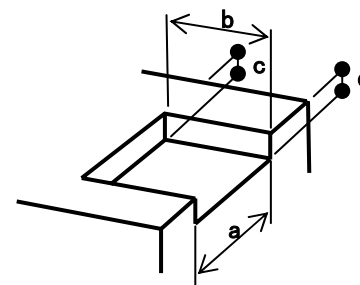


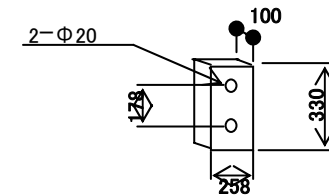
Dock Leveler



Overall Size



Pit Dimension



Rubber Bumper Size

STANDARD FEATURES

- Full range metal toe guard protection
- I-Beam deck design
- Hydraulic velocity fuse "fall safe" to limit free fall up to 3" (76mm) (Hydraulic Model Only)
- 16" long lip
- Safety maintenance strut
- Beveled lip
- Single push button control automatically rises deck, extends lip and returns unit to stored position (Hydraulic Model Only)
- 3 phase 415V 50 Hz power pack (Hydraulic Model Only)

Model	Dock Leveler							Pit			
	Width	Overall Length	Machine Lgh	Deck Length	Lip	Height	Stroke	Width	Length	Height	
	A	B	C	D	E	F	G	a	b	c	d
Mechanical											
M66	1829	1915	1572	1509	406	483	300	1880	1556	495	508
M68	1829	2524	2184	2121	406	483	300	1880	2165	495	508
M610	1829	3134	2791	2728	406	483	300	1880	2775	495	508
Hydraulic											
H66	1829	1915	1572	1509	406	483	300	1880	1556	495	508
H68	1829	2524	2181	2118	406	483	300	1880	2165	495	508
H610	1829	3134	2791	2728	406	483	300	1880	2775	495	508
H78	2108	2524	2181	2118	406	483	300	2159	2165	495	508
H710	2108	3134	2791	2728	406	483	300	2159	2775	495	508